



AN ANALYTICAL UNIVERSE[®]

Reimagining Analytics

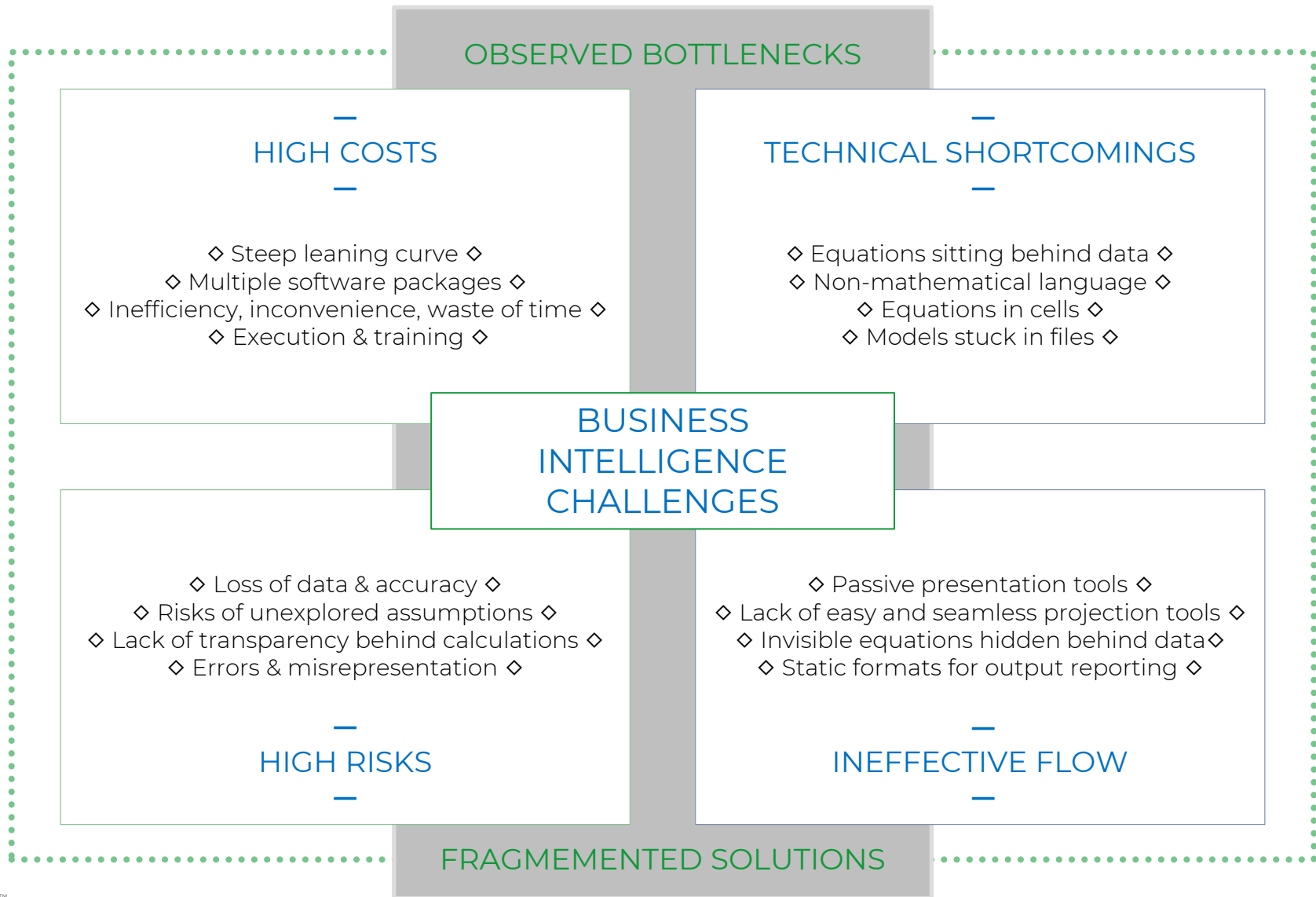
One of Top 33 UK Tech Startups 2019



June 2020
www.valuexd.com

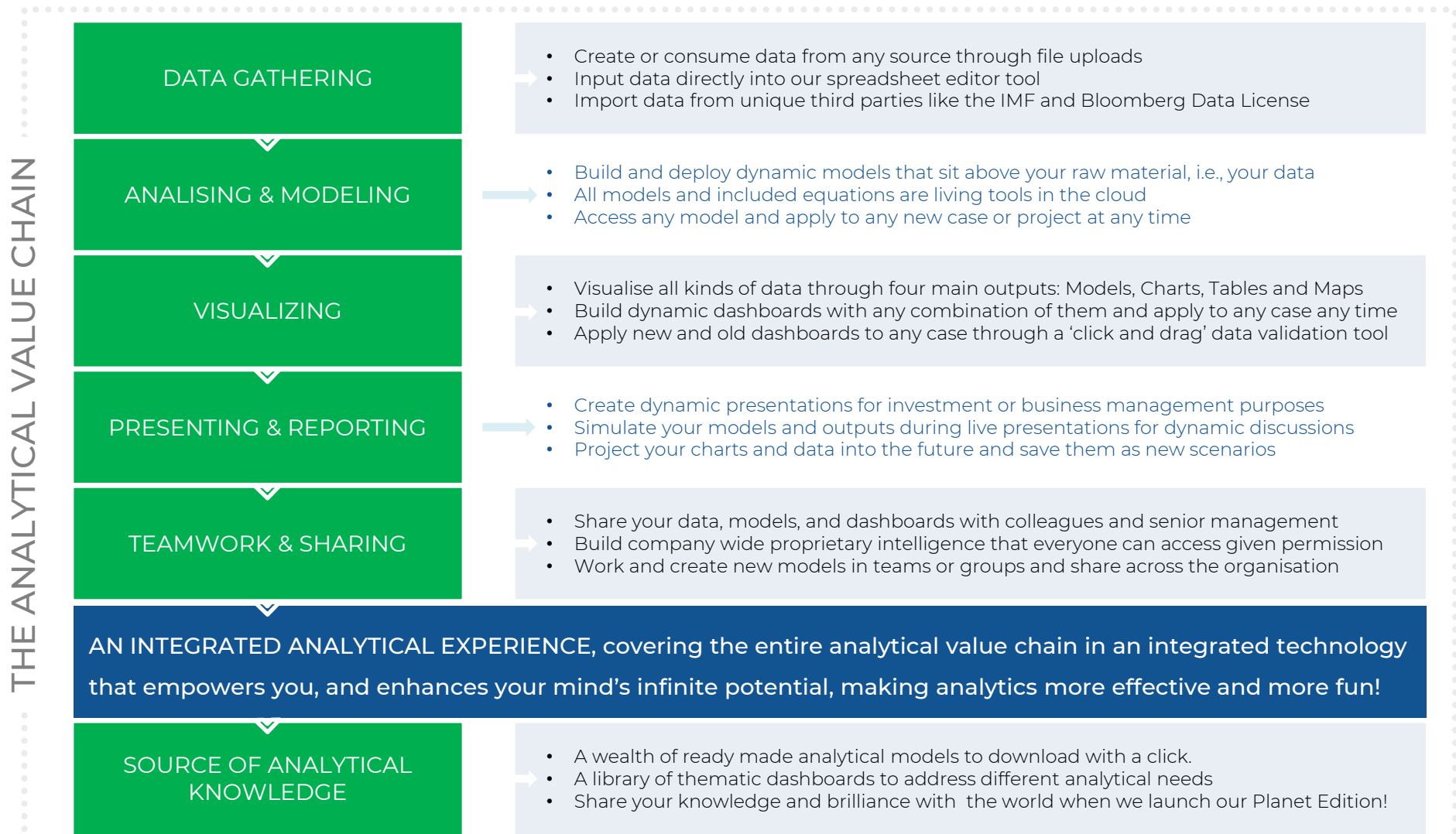
THE PROBLEM

Fragmented and inefficient analytical value chain



THE SOLUTION

Reinterpreting our analytical value chain with innovative tools

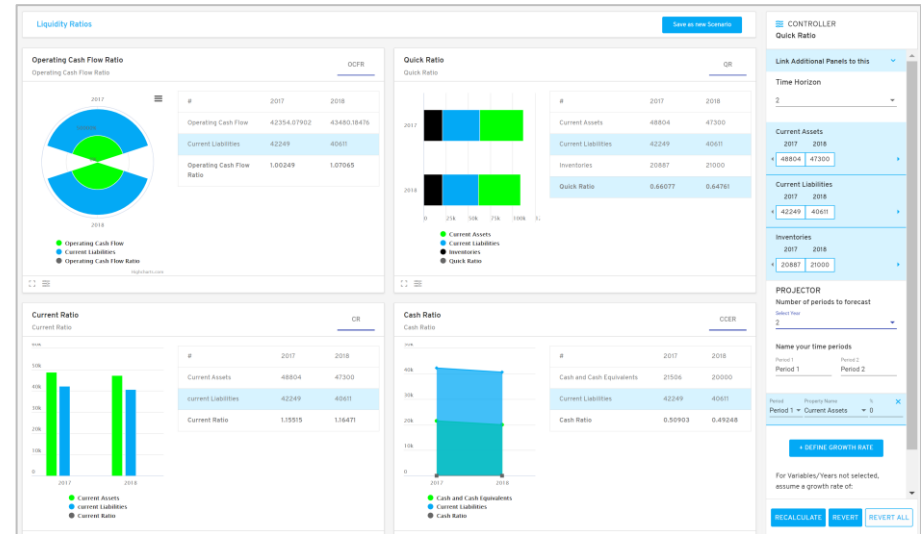


THE TECHNICAL REVOLUTION

A selection of key features

Outputs :

- ✗ Are dynamic not static
- ✗ Can be manipulated from the frontend
- ✗ Can be simulated live during presentations
- ✗ Can be projected into the future with a click



Equations :

- ✗ In front of data – not behind data
- ✗ In panels – not in cells
- ✗ In mathematical language – not coding language
- ✗ In the Cloud as shareable downloadable tools – not stuck in files

Equation Editor/MAIN FORMULA

$$-II + \sum_{i=1}^n \left(\frac{FCF_i}{(1+r)^i} \right)$$

0 1 2 3 4 5 6 7 8 9 + - × ÷ . User Defined


Main	Statistical	Trigonometric	Hyperbolic	Constants	Greek	User Defined
()	$\frac{\square}{\square}$	x^\square	x^\square	$\sqrt{\square}$	$\sum \square$	Properties
$\sqrt{\square}$	%	∞				FCF (Series)
x	\lim	\log_{\square}	ln	\int_{\square}^{\square}	\int_{\square}^{\square}	Constants
Hover over function buttons to see what they do.						r
						ii
						Subformulas
						No subformulas yet

CONFIRM

VALUE XD'S COMPETITIVE ADVANTAGE

An analytical universe

- Value Xd is a cutting edge and unique platform that has **no direct competitors**.
- Almost **all analytics platforms rely on** Microsoft Excel for real mathematical modelling or on Microsoft PowerPoint for presentation.
 - They commonly address only **one aspect of the analytical value chain**.
- Our architecture competes with many players in the **cloud-based documentation and spreadsheet market, professional social sharing market, and financial and business analytics markets**.

 Value Xd provides its clients with a self-contained analytical universe 

VALUE XD EDITIONS

A privately or publicly deployed analytical universe

valueXd Impact

valueXd Science

valueXd Planet

valueXd Corporate

valueXd State



A DYNAMIC AND INTERACTIVE ANALYTICAL UNIVERSE

Dynamic Analysis

- Drag and Link Data Validation
- Dynamic Model Creation & Sharing
- Live Simulations & Presentations
- Data Projector & Scenario Analysis

Collective Intelligence

- Equations as Dynamic and Sharable Cloud Based Tools
- Teamwork & Organisational Knowledge Build up
- Library of Models & Dashboards
- Multi-Instrument & Multi-tool

Sustainability

- Impact Analysis & Sustainability Tools
- Emissions Calculators
- Carbon Risk and Impact Estimators
- ESG Factor Analysis

Unique 3rd Party Data
Import Interfaces

MACRO DATA



IMF Database

MICRO DATA

Bloomberg

Bloomberg Data License

valueXd™ Impact

World's First Analytical Ecosystem Dedicated to Sustainable Impact Investing

Efficient - Transparent - Effective

A cutting edge and unique platform which allows investors to maximise their impact and deliver on their responsibilities

A digital harness for collective intelligence creation & sharing



VALUE XD IMPACT CONCEPT VIDEO (3 min)

[YouTube Link](#)



VALUE XD IMPACT – VIRTUAL PRODUCT TOUR (5 min)

[YouTube Link](#)



valueXdTM Impact

LAUNCHING VALUE XD IMPACT

Responsible Investor Digital Festival Summer 2020



Bronze Sponsors - Digital Festival: Summer 2020 The Future of Sustainable Finance | 15th - 19th June



Baillie Gifford



EIB



Federated Hermes



FTSE Russell



Impax AM



Loomis Sayles



Nikko AM



Nordea Asset Management



SASB



Sustainalytics



T. Rowe Price



Verisk Maplecroft



Wellington Management

www.valuexd.com
Info@valuexd.com

Offices:
Micheal House
Castle Street
Exeter – EX4 3LQ
United Kingdom